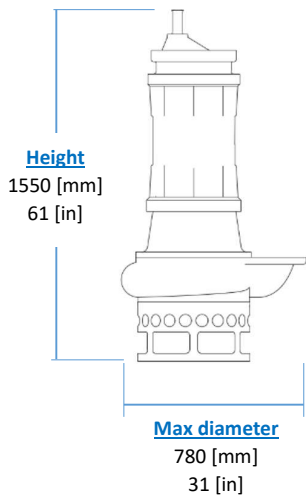
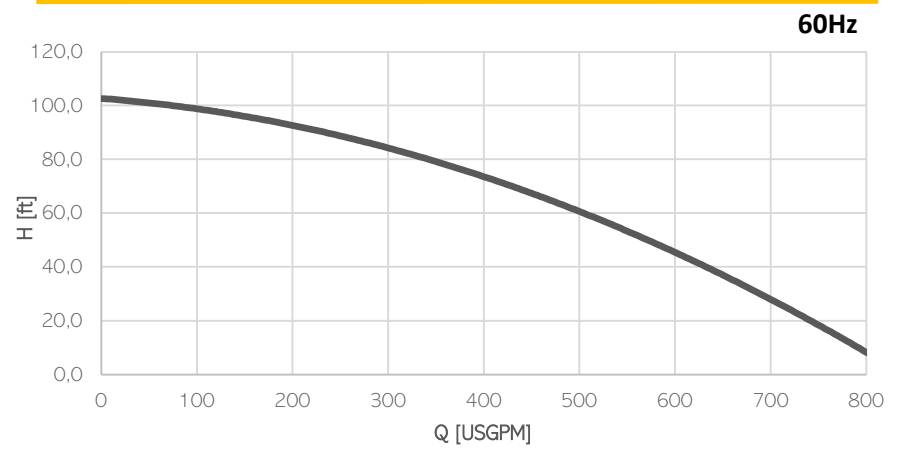
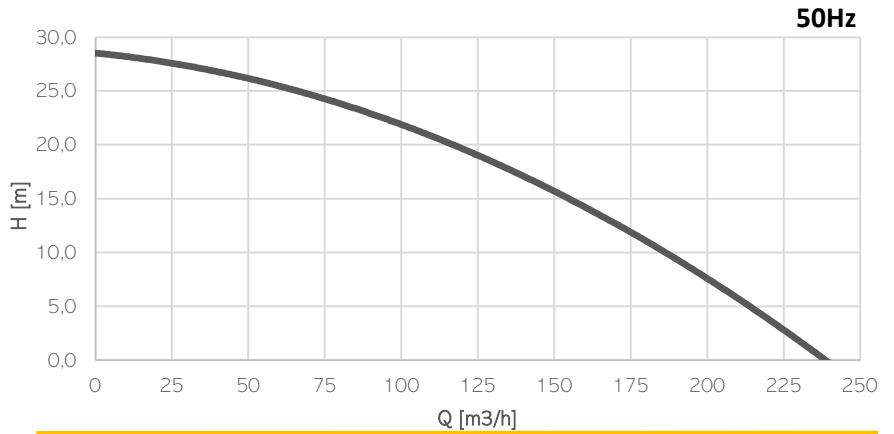


ELECTRIC PUMP EL25



KG
Weight
(without cable)
715 [kg]
1580 [lb]

Electrical motor

Insulation class H

Cable

1 x H07RN-F 4G16 length 20m

Operating Conditions

- Max liquid temperature 35°C
- Min Submersion depth 1240 mm

| Model | EL25 | |
|------------------------|-----------|------|
| Brake Power [kW HP] | 18.5 25 | |
| Electric Power [kW HP] | 20.2 27 | |
| Frequency [Hz] | 50 | 60 |
| Efficiency [%] | 47% | 47% |
| Number of Poles | 6 | 6 |
| RPM | 970 | 1164 |
| Voltage [V] | 400 | 460 |
| Rated Current [A] | 37.2 | 32.5 |
| Solid handling [mm in] | 35 1.4 | |
| Discharge [DN-PN] | 100-10 | |

Materials

| Part | Standard |
|-----------------------|--------------------------------|
| Casing | Cast Iron EN-GJS500 |
| Body | Cast Iron EN-GIL250 |
| Wear Parts | High chrome EN-GJN-HV600 (CH6) |
| Minimum hardness [HB] | 550 |
| Main shaft | High tensile 39NiCrMo3 |
| PH Range | 5-10 |

Seals and lubricants

| Version | EL25 | MG | MS |
|---------------|-------|------------|------------|
| Motor Side | LIPS | MECHANICAL | MECHANICAL |
| Impeller Side | LIPS | LIPS | MECHANICAL |
| Oil type | EP320 | ISO32 | ISO32 |